

Hyper Wide Dynamic Box Camera (Effio WDR)

Products List > A Series > WDR Camera > Hyper Wide Dynamic Box Camera (Effio WDR) > MTC-WD113EF, MTC-WD113MEF

MTC-WD113EF MTC-WD113MEF

MTC-WD113EF, MTC-WD113MEF



FEATURES

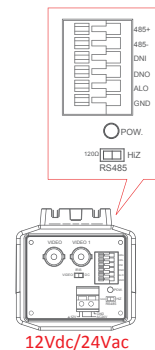
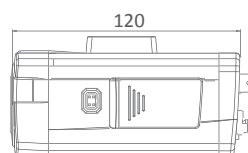
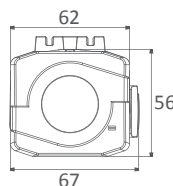
Mechanical IR Cut Filter (ICR)
MTC-WD113MEF



**Sony Effio WDR
680TVL**

MTC-WD113EF, MTC-WD113MEF

- ◆1/3" Hyper Wide Dynamic Color Camera (Sony Effio WDR)
- ◆Color:680TVL, B/W:700TVL
- ◆Color:0.03Lux@F1.2, B/W:0.01Lux@F1.2, Sense-up:0.0001Lux@F1.2
- ◆Powerful 510X WDR (54dB)
- ◆Multi-Language OSD Control
- ◆High Light Compensation (HLC)
- ◆2D/3D Noise Reduction
- ◆Sense Up (512x) Functions
- ◆Digital Image Stabilizer (DIS)
- ◆E-zoom Function (1~256x)
- ◆Advanced Motion Detection Function
- ◆Quadrangle Mosaic Privacy Mask



12Vdc/24Vac

Tol:±0.5 Unit:mm

SPECIFICATIONS

	MTC-WD113EF		MTC-WD113MEF	
TV System	PAL	NTSC	PAL	NTSC
Image Sensor	1/3" Sony 960H EXview HAD CCD II			
Number of Total Pixels	1024(H)x596(V)	1028(H)x508(V)	1024(H)x596(V)	1028(H)x508(V)
Resolution ; DSP	Color:680TVL, B/W:700TVL ; Sony Effio WDR			
Minimum Illumination	Color:0.03Lux@F1.2, B/W:0.01Lux@F1.2, 0.005Lux@F1.2 (with ICR), Sense-up:0.0001Lux@F1.2			
Wide Dynamic Range	510x Normal Camera (54dB)			
Video Output	1.0Vp-p Composite, 75Ω (BNCx2)			
Signal to Noise Ratio (S/N)	More than 55dB (AGC off)			
Gamma Correction	0.45			
Mechanical IR Cut Filter (ICR)	NA		Automatically Switches (Switching Lux Level can be adjusted)	
IR LED ; Working Distance	NA		Compatible with Infrared Illuminator	
Menu	OSD Control or by RS485 Control			
Title	TITLE (LOCATION)			
Synchronizing System	INTERNAL / LINE LOCK (AC Version Only)			
Digital Day&Night Mode	COLOR / B&W / AUTO / EXT			
Electronic Shutter	AUTO (1/50(60)~1/100,000 sec.) / MANUAL: 1/50(60), FL 1/120(100), 1/200, 1/250, 1/300, 1/350, 1/400, 1/450, 1/500, 1/600, 1/750, 1/1,000, 1/1,500, 1/2,000, 1/3,000, 1/4,000, 1/10,000, 1/30,000, 1/60,000, 1/100,000 sec.			
Automatic Gain Control	0~200 Levels (Adjustable Level Settings)			
White Balance	ATW / AWB / PUSH LOCK / MANUAL / 3200K / 6300K / ANTI CR			
WDR ; BLC	WDR / BLC / OFF			
High Light Compensation	ON / OFF / AUTO			
Flickerless	ON / OFF			
Dynamic Noise Reduction	3D / 2D			
Sense Up	AUTO (Limit x2~x512) / OFF			
Digital Image Stabilizer	ON / OFF			
Language	ENGLISH / TRADITIONAL CHINESE / SIMPLIFIED CHINESE			
E-Zoom	x1~x256, Pan / Tilt Adjustable			
Motion Detection ; Privacy	ON / OFF (24x16 Zones, Alarm) ; ON / OFF (15 Zones Programmable, Quadrangle Mosaic)			
Camera Control Interface	RS485 Interface OSD Control by Pelco-D, Pelco P			
Automatic IRIS ; Connector	VIDEO / DC ; D4 IRIS Jack			
Lens Mount	CS / C mount (With Adaptor Ring)			
Lens, Angle of View (H)	Lens Option: Please See the Page of Lens Series			
Water Resistance	NA			
Max. Breaking Strength	NA			
Power Supply ; Consumption	12Vdc/24Vac (10.8~39Vdc/24Vac) ; 2W			
Operation ; Storage Temp.	-10°C~50°C ; -20°C~60°C			
Operation ; Storage Humidity	Maximum: RH80% ; RH90%			
Dimensions	67(W)x56(H)x120(L)mm			
Net Weight	350g			
Accessories Option	Lens:SHV-3010DAI, SHV-IR7550DAI ; Bracket:MTB-101, MTB-102 ; Housing			

*Subject to change without notice **Standard specifications do not apply to customized projects